

Write with Me

Sam



Set 1 Book 1

Writing Activities
for
McOmber Readers

Writing Activities for McOmber Readers

Writing Activities for Sam

Set 1 Book 1

Copyright © 2008 by
Rachel Baird McOmber
Published in the United States of America

Production Designer
Rebecca Leigh Sackett
Assistant Production Designer
Laura L. Giddens

Publication Consultant
Samila Sturgell Nickell
Curriculum Editor
Marilyn McOmber Skousen

This is a controlled vocabulary writing-to-read activity booklet following a sequence of steps in learning to sound, spell, write and read.

Each lesson uses skills learned from preceding lessons. This approach reinforces reading skills with comprehension and builds spelling skills, confidence and contributes to literacy success.

Sam

Set 1 Book 1

**This writing booklet
belongs to**

Student Name

Date

Compiled by
Rachel Baird McOmber
Becky McOmber Miner
Illustrations by
Kelly Roper Iverson

Preview Page

Sam

Set 1 Book 1

— Write with Me —

Say the sounds as you trace and write the letters.

How to use this McOmber Writing Activities booklet with the McOmber Readers:

1. Complete the pre-reading writing activities on pages 1-3. These activities give an introduction and spelling review of the words used in the matching reader.
 2. READ the corresponding reader.
 3. Complete the post-reading writing activities on pages 4-11. These activities give the student writing practice and word meaning for the matching McOmber Reader.
 4. Refer to the Teaching Guide and the answer key on the back of this booklet as needed.
- It may take several lessons for a student to complete this booklet.**



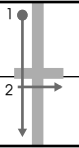
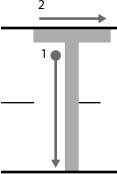
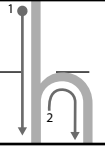
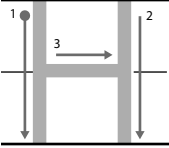



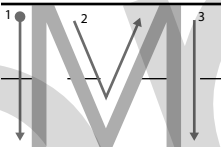



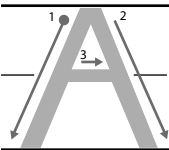
Sound	Write	Read	Spell
Short Vowel Sounds New A a	New Consonant Sounds b c f h m s t	New Words Sam hat bat cat fat	

Reading Helps

Capital and Lower Case Letters: Letters have both an upper (capital) and lower case.

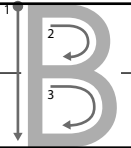
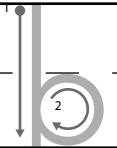
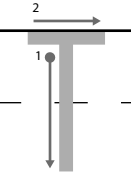
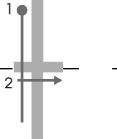
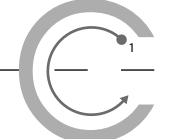

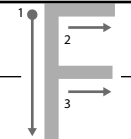
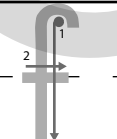
Capitalize Names: Names begin with capital letters.

Blending Sounds: Letter sounds slide or blend smoothly together from left to right to form words.



— Write with Me —

Say the sounds as you trace and write the letters.

	
	
ba	bat
	
ca	cat
	
fa	fat

— Write with Me —

From the Preview Page, write the sounds you hear.

Handwriting practice lines for the word 'sample'.

To the Parent/Teacher:

1. Using the Preview Page, **say the sounds** listed beginning with the vowels and have your student write them.
2. Say the new words listed above the line **sound-by-sound**. For example, the word Sam would be said **S-s-s-a-a-a-m-m-m**; pausing between each sound while the student writes what they have heard.
3. Continue this process with each word.

It may take more than one lesson to complete this activity.

Extra practice may be needed.

— Word Family —

Use the alphabet to make words ending in “at.”

bcdfghjklmnpqrstvwxyz

_at

bat

son

— Matching —

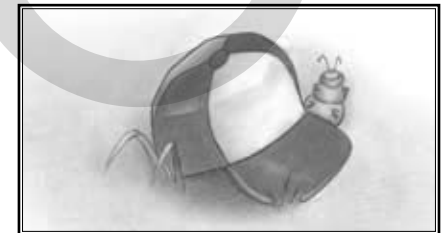
Draw a line to connect the word to the picture it matches.

hat

Sam

bat

cat




Circle the word or words that match the picture.



Sam hat



bat cat




hat bat



cat Sam



bat Sam



hat cat

Write the **beginning sound** of the words.



__at



__at



__at




__am

Write the **ending sound** of the words.



ba__



ca__




ha__



Sa__

Write the matching word under the picture.










Sam

hat


bat

cat

Write your favorite sounds and words from **Sam**.

A series of horizontal lines for handwriting practice, consisting of solid top and bottom lines with a dashed middle line. The word 'sample' is faintly visible across the lines.

Draw a picture of what you liked from **Sam**.

A large rectangular box for drawing. The word 'sample' is faintly visible across the box.

Writing Activities for McOmer Readers

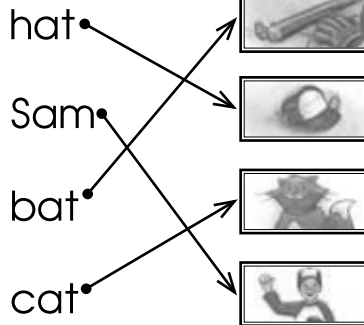
Answer Key for Set 1 Book 1

— Word Family —

bat mat
cat pat
fat rat
hat sat

4

— Matching —



5

Circle the word or words that match the picture.



Sam hat



bat cat



hat bat



cat Sam



bat Sam



hat cat

6

Write the **beginning sound** of the words.



bat



cat



hat



Sam

7

Write the **ending sound** of the words.



bat



cat



hat



Sam

8

Write the matching word under the picture.



Sam



hat



bat



cat

9