

Read with Me

# The Fantastic e



Set 6 Book 1

## McOmber Readers

# McOmber Readers

**The Fantastic e**  
Set 6 Book 1  
ISBN 978-1-934091-25-8

Copyright © 2008 by  
Rachel Baird McOmber  
Published in the United States of America

Production Designer  
Rebecca Leigh Sackett  
Assistant Production Designer  
Laura L. Giddens

Publication Consultant  
Samila Sturgell Nickell  
Curriculum Editor  
Marilyn McOmber Skousen

# The Fantastic e

Set 6 Book 1

Value  
**Discovery**

*All rights reserved. No part of this publication (story lines or illustrations)  
may be reproduced or transmitted in any form including photocopying or  
information storage without written permission from the author or publisher.*

Written by  
Kenna L. McOmber  
and Rachel Baird McOmber

Illustrations by  
Bret Moulton

Edited by  
Becky McOmber Miner

# The Fantastic e

Set 6 Book 1

Use this lesson outline to teach the concepts needed to read this book.

1. Have the student say the vowel and consonant **sounds** listed while writing each letter on a whiteboard or paper.
  2. Have the student write and read the "New Words" **blending** sound-by-sound, example: **S-s-s-a-a-m-m-m**.
  3. New words under the line in the "New Words" box are to be learned as one unit and are not to be sounded by individual letters, example: **the**.
  4. Do pages 1-4 in the writing booklet.
  5. Teach the "Reading Helps."
- Student is ready to read the book; for further help refer to the Teaching Guide.

Sound	Write	Read	Spell
Long Vowel Patterns	New Words		
_a_e	_ame	game	like
_e_e	_ape	name	likes
_i_e	_ete	cape	kite
_o_e	_ike	Pete	robe
_u_e	_ite	<hr/> word	
	_obe		
	_ube		

## Reading Helps

This book introduces the long vowel sounds created by the silent **e** at the end of a word.

without e: (short)

cap  
kit  
rob  
pet  
cub

with e: (long)

cape  
kite  
robe  
Pete  
cube



Liz has a game.

It is a game with **e**'s.

It is a game with an **e**  
at the end of a word.





Liz has a kit.  
Add an **e** . . . to the end of the  
word kit and the word kit is . . . kite**e**.



The **e** at the end of the word kite  
is like a fantastic **e**.  
Liz likes the game.





Sam has a cap.  
Add an **e** . . . to the end of cap  
and the word is . . . cape**e**.




The **e** at the end of the word cape**e**  
is a fantastic **e**.  
Sam likes the game.



Matt has a cub.

Add an **e** . . . to the end of cub  
and the word is . . . cube.




It is a fun game.

Matt likes the fantastic **e** game.





Pete has a pet.  
Add an **e** . . . to the end of  
the word pet . . . and the word  
pet is . . . Pete**e**.



Pete likes the game.



Rob adds an **e** . . . to his name.  
The word Rob with an **e** at the  
end is . . . robe**e**.



The **e** at the end of the word  
robe is a fantastic **e**.  
Rob likes the game.






This is the **e** game.

Kit with an **e** is kite.

Cap with an **e** is cape.



Cub with an **e** is cube.

Pet with an **e** is Pete.

Rob with an **e** is robe.

# Literacy Skills Review

Set 6 Book 1



It is the fantastic **e** game!

Kit is kite**e**.

Cap is cape**e**.

Cub is cube**e**.

Pet is Pete**e**.

Rob is robe**e**.

Review the word family, comprehension skills and conversation skills listed on this page with your student.  
Complete pages 5-11 in the Writing Activities booklet.

## Word Family

came

fame

**game**

\_ame

lame

**name**

same

tame

Words in bold are found in this book.

## Comprehension Skills

Knowledge of details, facts and information.

Sample questions:

- What is the game Liz and Matt play?
- What is the fantastic letter?
- What word does kit become with the fantastic **e**?

## Conversation Skills

Talk about what you read.

Sample conversation questions:

- How does the discovery of the fantastic **e** make you a great reader?
- Can you discover other words you can make with the fantastic **e**?



# McOmber Readers

## Set 6

Book 1    The Fantastic e

Book 2    The Jet Ride

Book 3    The Hole

Book 4    Rose Fumes

Book 5    Muff's Sale