

Write with Me

The Fantastic e



Set 6 Book 1

Writing Activities
for
McOmber Readers

Writing Activities for McOmber Readers

Writing Activities for
The Fantastic e
Set 6 Book 1

Copyright © 2008 by
Rachel Baird McOmber
Published in the United States of America

Production Designer
Rebecca Leigh Sackett
Assistant Production Designer
Laura L. Giddens

Publication Consultant
Samila Sturgell Nickell
Curriculum Editor
Marilyn McOmber Skousen



This is a controlled vocabulary writing-to-read activity booklet following a sequence of steps in learning to sound, spell, write and read.

Each lesson uses skills learned from preceding lessons. This approach reinforces reading skills with comprehension and builds spelling skills, confidence and contributes to literacy success.

The Fantastic e

Set 6 Book 1

**This writing booklet
belongs to**

Student Name

Date

Compiled by
Rachel Baird McOmber
Becky McOmber Miner

Illustrations by
Bret Moulton

The Fantastic e

Set 6 Book 1

How to use this McOmber Writing Activities booklet with the McOmber Readers:

1. Complete the pre-reading writing activities on pages 1-4. These activities give an introduction and spelling review of the words used in the matching reader.
2. READ the corresponding reader.
3. Complete the post-reading writing activities on pages 5-11. These activities give the student writing practice and word meaning for the matching McOmber Reader.
4. Refer to the Teaching Guide and the answer key on the back of this booklet as needed.

It may take several lessons for a student to complete this booklet.

Sound

Write

Read

Spell

Long
Vowel
Patterns

_a_e

_e_e

_i_e

_o_e

_u_e

New Blends
and Word
Patterns

_ame

_ape

_ete

_ike

_ite

_obe

_ube

New Words

game

like

cub

name

likes

cube

cape

kite

add

Pete

robe

end

word

Reading Helps

This book introduces the long vowel sounds created by the silent **e** at the end of a word.

without e: (short)

cap

kit

rob

pet

cub

with e: (long)

cape

kite

robe

Pete

cube

— Write with Me —

First say the word as you trace it, next write the word again on the same line, then cover the first column and write the word again in the second column.

game

name

cape

Pete

like

kite

robe

cube

— Write with Me —

Write the sentences you hear.

Handwriting practice lines for page 2. The page contains ten sets of three horizontal lines (top, middle dashed, bottom) for writing practice. A large, faint, diagonal watermark reading "sample" is visible across the page.

To the parent/teacher:

1. Read sentences from the reader out loud and have your student write them.
2. Have your student read the sentences back to you.

Extra practice may be needed.

— Word Family —

Use the alphabet to make words ending in "ame."

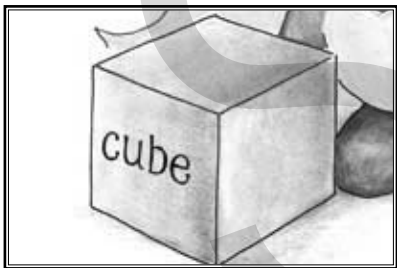

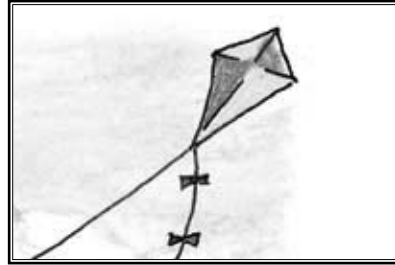
b c d f g h j k l m n p q r s t v w x y z

_ame

Handwriting practice lines for page 3. The page contains ten sets of three horizontal lines (top, middle dashed, bottom) for writing practice. A large, faint, diagonal watermark reading "sample" is visible across the page. The word "came" is written in the first set of lines as a model.

Advanced students could add these words to their spelling words.

Write the matching word under the picture.



Pete's pet

Sam's cape

Rob's robe

Matt's cube

Matt's cub

Liz's kite

— Matching —

Draw a line to connect the word to the picture it matches.




Liz's kite

Rob's robe

Matt's cube

game kit

Pete's pet



Circle the word or words that match the picture.



cub Pete
cap cape



kit cap
cube kite




cape robe
kite cub



game kit Rob
Liz robe



kite game kit
Pete cube

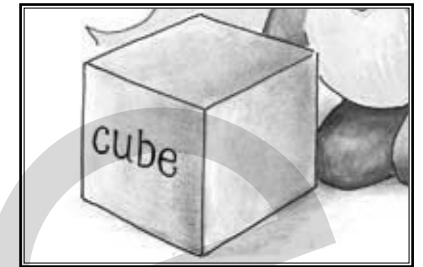


pet cube
Matt robe

Write the **beginning letter** of the words.



___obe



___ube



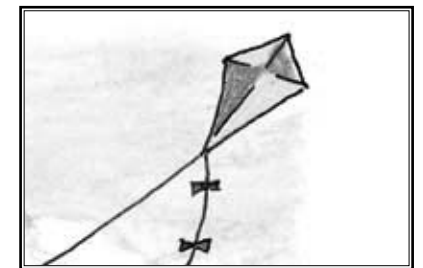
___ape



___ete

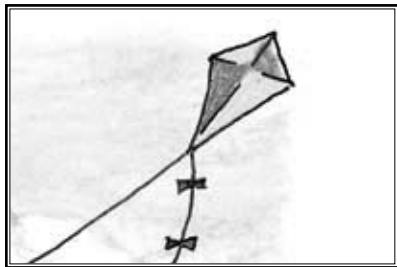


___ame



___ite


Write the **ending letter** of the words.



kit__



gam__



cub__



rob__



cap__



Pet__

Write the missing word in the sentence.

1. Kit with an e is _____.

2. Cap with an e is _____.

3. Cub with an e is _____.

4. Pet with an e is _____.

5. Rob with an e is _____.

6. Matt likes the fantastic e _____.

Pete

cape

game

robe

cube

kite

Draw a picture of what you liked from **The Fantastic e**.



Write a story about your picture.

Handwriting practice lines for writing a story. The page contains 12 sets of horizontal lines, each consisting of a solid top line, a dashed middle line, and a solid bottom line. A large diagonal watermark reading "Sample" is overlaid across the page.

Writing Activities for McOumber Readers

Answer Key for Set 6 Book 1

— Word Family —

came	name
fame	same
game	tame
lame	






4

Write the matching word under the picture.

	
Sam's cape	Liz's kite
	
Matt's cub	Pete's pet
	
Matt's cube	Rob's robe







4

— Matching —

Liz's kite	
Rob's robe	
Matt's cube	
game kit	
Pete's pet	







5

Circle the word or words that match the picture.

	
robe cape	cap cube kite
	
cape kite robe cub	game kit Liz kite
	
kite game kit cube	pet robe







6

Write the **beginning letter or letters** of the words.

	
robe	cube
	
cape	Pete
	
game	kite

7

Write the **ending sound** of the words.

	
kite	game
	
cube	robe
	
cape	Pete

8

Write the missing word in the sentence.

Kit with an e is **kite**.

Cap with an e is **cape**.

Cub with an e is **cube**.

Pet with an e is **Pete**.

Rob with an e is **robe**.

Matt likes the fantastic e **game**.

9